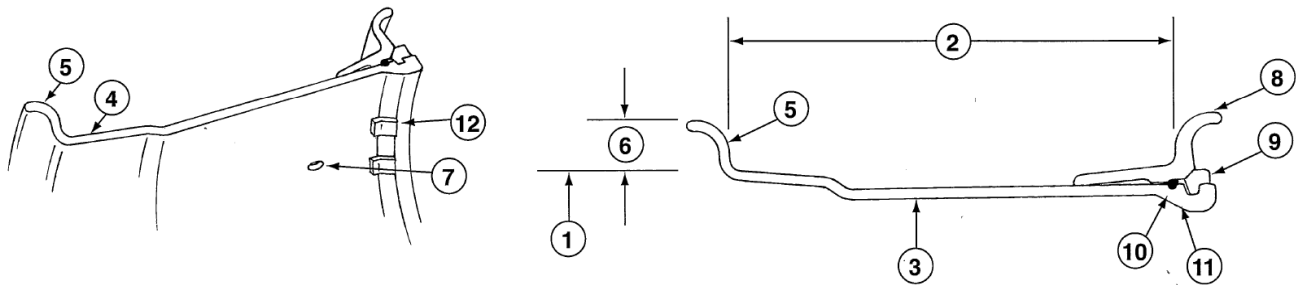


MULLINS GRADER RIMS 3-PIECE CONSTRUCTION:



Three Piece Flat Base Tubeless Grader Rims are ideal for use on graders, front end loaders and other machines requiring greater inside clearances for heavy duty hubs. The schematic diagram below identifies the key components and features of a 3-Piece type rim.

Multi-Piece Rims (3-Piece Type)



1. Rim Size (Nom. Bead Seat Dia.)
2. Rim Width
3. Rim Inside Dia.
4. Bead Seat Area
5. Flange-Fixed
6. Flange Height
7. Valve Hole (Location and size can vary)
8. Flange-Removable (Side Flange)
9. Lock Ring
10. O-Ring (For tubeless application only)
11. 28° Mounting Bevel (utilized for demountable application only)
12. Rim Stop Plate (Used for demountable application only; size, shape and location can vary.)
13. O-Ring Groove
14. Lock Ring Groove

MULLINS 3-PIECE RIMS (Bare Rim Stock - Before Centre Plates are Fitted):

Mullins has a range of popular 3-piece rim sections available off the shelf as detailed below. In addition to this Mullins can also procure various sizes of 5-piece rims upon request.

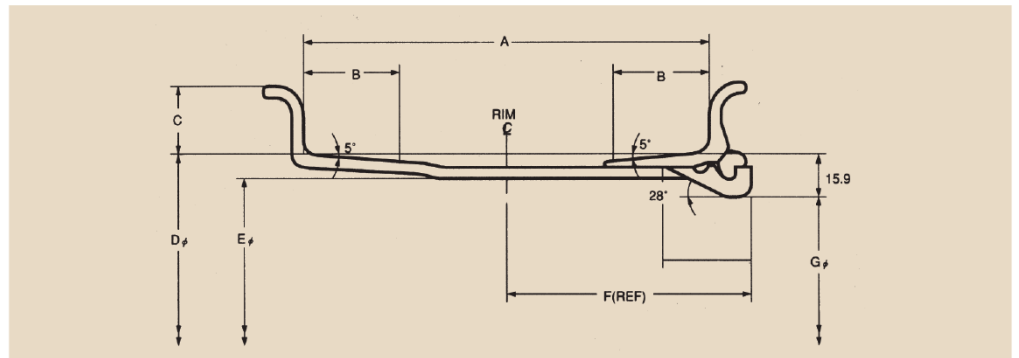
3-Piece Rim Part Number	Rim Size & Specification	Rim Profile
740-1024TGF	10.00TGF x 24	TGF Profile
740-1025T	10.00T x 25	T Profile
740-1225T	12.00T x 25	T Profile
740-1425T	14.00T x 25	T Profile
740-1725T	17.00T x 25	T Profile

The detailed specifications for our 3-Piece bare rim stock is shown in the table below

GRADER INDUSTRIAL AND CONSTRUCTION RIMS

TYPE TGF T VA GR

- Three piece Flat Base Tubeless Grader Rim.
- Same Bead Seat contours as semi drop centre grader rims (TGD type).



RIM SIZE D x A/C	RECOMMENDED TYRE	DIMENSIONS mm							COMPLETE RIM Wt Kgs	PART NUMBERS			
		A	B	C	D	E	F	G		COMPLETE RIM	RIM BASE	SIDE RING	LOCK RING
24x10.00VA	13.00-24, 14.00-24 16.00-24	254.0	63.5	43.0	614.4	574.0	153.0	545.4	65.5	RW1024 1024TGF	RM1024 B1024TGF	SR8024 F1024TG	LR1024 LR1024G
25x10.00/1.5	14.00-25	254.0	63.5	38.0	635.0	594.6	153.0	571.6	66.5	RW1025 1025T	RM1025 B1025T	SR1025 F1025T	LR1025 LR25T
25x12.00/1.3A	15.5-25	305.0	63.5	33.0	635.0	593.6	179.5	566.0	72.0	RW1225A 1225T	RM1225A B1225T	SR1225A F1225T	LR1225A LR25T
25x14.00/1.5	17.5-25	356.0	63.5	38.0	635.0	593.6	204.0	566.0	77.0	RW1425 1425T	RM1425 B1425T	SR1425 F1425T	LR1425 LR25T
25x17.00/1.7	20.5-25 12PR, 16PR	432.0	63.5	43.0	635.0	593.6	243.0	566.0	85.0	RW1725-1.7 1725T	RM1725-1.7 B1725T	SR1725-1.7 F1725T	LR1725-1.7 LR25T

FLAT BASE RIMS - 3 PIECE:

RIM PART NUMBER	RIM TYPE	APPLICATION
705-340	8.50 X 24 Non Demountable	Heavy Duty Industrial
705-323	10.00 x 20 Demountable	Heavy Duty Industrial
720-1024DEM	10.00 x 24 Demountable	Heavy Duty Industrial

WE START WITH BARE RIMS (ABOVE TABLE) AND THEN MACHINE AND WELD INTO THE RIM A PRECISION MADE CENTRE PLATE TO SUIT YOUR MACHINE:

3-piece Earthmover rims are typically fitted with either a flat plate centre disc or a formed (or shaped) centre disc. The two types of centre disc are shown below.



Flat Plate Centre Disc Fitted



Formed / Shaped Centre Disc

After the appropriate centre disc is fitted to the 3-piece rim the bolt holes are then drilled and the centre bore diameter is machined to specification, so the wheel can be fitted onto a specific vehicle.


After the centre plate is fabricated from steel plate, the centre bore is machined to specification and the bolt holes are drilled.



WE ALSO OFFER COMPLETE WHEELS – OFF THE SHELF OR MADE TO ORDER



Bare Rim 14x25 3-Piece



Finished Wheel (140H CAT Grader)

MULLINS 3-PIECE WHEELS - OFF THE SHELF APPLICATIONS:

Mullins Wheels carry some popular fitments in complete wheels which are fully finished and painted and ready to ship, off the shelf. All other complete wheels are made to the client's specification and are manufactured in our specialised Adelaide workshop.

3-Piece Rim Part Number	Rim Size & Specification	Application
740-102510335ISO	10.00 x 25 10/335 Disc Wheel Dual	Mine Haul Trucks & Other Applications
740-852410335ISO	8.50 x 24 10/335 Disc Wheel Dual	Mine Haul Trucks & Other Applications
740-1425CATGR	14.00 x 25 Cat Grader Wheel	CAT 12G, 120G, 130G, 140G, 140H
740-1024CATG	10.00 x 24 Cat Grader Wheel	CAT 12G, 12H, 120G, 130G, 130H, 140G, 140H
740-1024JD672D	10.00 x 24 JD Grader Wheel	John Deere Grader – Model 672D

Click on these Product Bulletins icons on the “3-Piece Home Page” for more Information ...

mullins wheels PRODUCT BULLETIN

Product Group: Earthmover Wheels Bulletin No. 35

Mullins Wheels now have available 10.00 x 24 John Deere Tractor Wheels.

Part Number: 740-1024JD672D is now available as a choice to other fits.

These wheels are suitable for the John Deere Motor Grader - Model 672D.

Part No. 740-1024JD672D

Specifications:

- 8 Piece Flat Base Tubeless Grader Wheel
- 10.00 x 24 TSP 10" Width x 24" Diameter
- Bulk Pattern: 10/335 Disc
- Centre Bore 383 mm
- Paint Finish: John Deere Yellow
- Available Made to Order
- Roll Service - Minimum Load Time

Y Type Rim Flange Back Flange

Wheel Components:

740-1024FP 10x24" Y Type Rim Base
740-1024D Centre Flange 38 mm

CSA RoadKing

740-1024JD672D

mullins wheels PRODUCT BULLETIN

Product Group: Earthmover Wheels Bulletin No. 35

Please be advised that Mullins now has in stock 14.00 x 25 Caterpillar Grader Wheels.

Part Number: 740-1425CATGR is now available as stock.

These wheels are suitable for the following Caterpillar Motor Grader applications:

Models: 120, 120H, 120G, 120H, 140G, 140H

Part No. 740-1425CATGR

Specifications:

- 8 Piece Flat Base Tubeless Grader Wheel
- 14.00 x 25 TSP 10" Width x 25" Diameter
- Bulk: 27.5 x 28 Backhoe Type
- Centre Bore: 327.85 mm
- Paint Finish: Caterpillar Yellow
- Available as stock

Y Type Rim Flange Back Flange

CSA RoadKing

740-1425CATGR

mullins wheels PRODUCT BULLETIN

Product Group: Earthmover Wheels Bulletin No. 35

Please be advised that Mullins now has in stock 10.00 x 24 Caterpillar Grader Wheels.

Part Number: 740-1024CATG is now available as stock.

These wheels are a standard size replacement wheel for the original equipment CAT wheel and are suitable for the following Caterpillar Motor Grader applications:

Models: 120, 120H, 120G, 120H, 140G, 140H

Part No. 740-1024CATG

Specifications:

- 8 Piece Flat Base Tubeless Grader Wheel
- 10.00 x 24 TSP 10" Width x 24" Diameter
- Bulk: 26.50 x 24 Backhoe Type
- Bulk Pattern: 10/335 Disc
- Centre Bore: 327.85 mm
- Paint Finish: Caterpillar Yellow
- Available as stock

Y Type Rim Flange Back Flange

CSA RoadKing

740-1024CATG

mullins wheels PRODUCT BULLETIN

Product Group: Heavy Duty Truck Bulletin No. 60

Mullins Wheels now have available special Heavy Duty 8.5 x 24 (740-102510335ISO) and 10.0 x 24 (740-852410335ISO) steel wheels for motor haul trucks and other applications. These wheels are suitable where transportation of high-duty loadings of heavy loads are critical to completion.

These wheels are suitable for both truck and trailer applications.

Part No: 740-102510335ISO
Part No: 740-852410335ISO

Specifications:

- 10 x 24 3-piece Tubeless Wheel
- 8.5 x 24 3-Piece Tube Type Wheel
- Suitable for Heavy Applications
- PCSD (Black Pattern) 10/335 Disc
- Steel Wide - 29mm ISO
- Centre Bore 25 mm
- Available as stock from Mullins

CSA RoadKing

740-102510335ISO

3-PIECE WHEEL & RIM REPAIRS:

As well as selling complete wheels and rims, often one or more of the 3-piece wheel components can become worn, corroded, cracked or damaged during prolonged service. In such cases, after the worn or damaged part has been properly assessed, it may be possible for the worn components to be replaced.

Mullins Wheels Pty Ltd has a specialised workshop which is capable of doing quality wheel repairs.

Click on this Icon on the 3-Piece Home Page to learn more about Mullins Specialised Workshop Services

mullins wheels

EARTHMOVER, GRADER AND HEAVY DUTY RIMS AND WHEELS

MULLINS SPECIAL PURPOSE WHEELS & RIMS:

Mullins Wheel Rims & Rims are made to order for up to 100 years. Mullins has manufactured and supplied special application Custom, Code and Heavy Duty Rims & Rims for Mining and haul and trailer types and steel alloy in Australia.

SPECIALISED SERVICES INCLUDE:

- Rollover Wheel to Rebuild
- Weld & Re-Align Axle Assemblies
- Weld & Re-Align Hub Assemblies
- Centre Flange Repair and Refinish
- Re-Work of Flange Type
- Cast, Forge & Weld 8.5m Axle Assemblies
- Industrial Heavy Duty Wheel & Rim Repairs

CSA RoadKing

Mullins Wheel Pty Ltd 25 Green Road, Ludlow, SA 5109
Phone: 81 102 100 Fax: 81 102 101
Email: info@mullinswheels.com.au