

SPRINGS - PARABOLIC SLIPPER - MULTI LEAF SPLIPPER - MULTI LEAF TANDEM SLIPPER

| STYLES | TYPE | FINISH | CAPACITY PER SET | LEAF SIZE | PART NUMBER COMPLETE KIT | PART NUMBER SINGLE SPRING ONLY |
|-------------------------------|---------|------------|------------------|-----------|--------------------------|--------------------------------|
| PARABOLIC SINGLE LEAF SLIPPER | SLS0600 | PAINTED | 600KG | 45mm | 930-SL-0600 | 930-SLS-0600 |
| | SLS0600 | GALVANISED | 600KG | 45mm | 930-SL-0600G | 930-SLS-0600G |
| | SLS1000 | PAINTED | 1000KG | 45mm | 930-SL-1000 | 930-SLS-1000 |
| | SLS1000 | GALVANISED | 1000KG | 45mm | 930-SL-1000G | 930-SLS-1000G |
| | SLS1400 | PAINTED | 1400KG | 45mm | 930-SL-1400 | 930-SLS-1400 |
| | SLS1400 | GALVANISED | 1400KG | 45mm | 930-SL-1400G | 930-SLS-1400G |



Parabolic Single Leaf Slipper Painted



Parabolic Single Leaf Slipper Galvanised

| MULTI-LEAF SLIPPER | TYPE | FINISH | CAPACITY PER SET | LEAF SIZE | PART NUMBER COMPLETE KIT | PART NUMBER SINGLE SPRING ONLY |
|--------------------|------------|--------|------------------|-----------|--------------------------|--------------------------------|
| 3 LEAF | PAINTED | 600KG | 45mm | 930-105 | 930-454 | |
| | GALVANISED | 600KG | 45mm | 930-105G | 930-454G | |
| 4 LEAF | PAINTED | 780KG | 45mm | 930-110 | 930-456 | |
| | GALVANISED | 780KG | 45mm | 930-110G | 930-456G | |
| 5 LEAF | PAINTED | 920KG | 45mm | 930-115 | 930-458 | |
| | GALVANISED | 920KG | 45mm | 930-115G | 930-458G | |
| 6 LEAF | PAINTED | 1000KG | 45mm | 930-120 | 930-460 | |
| | GALVANISED | 1000KG | 45mm | 930-120G | 930-460G | |
| 7 LEAF | PAINTED | 1140KG | 45mm | 930-125 | 930-462 | |
| | GALVANISED | 1140KG | 45mm | 930-125G | 930-462G | |
| 9 LEAF | PAINTED | 1600KG | 45mm | 930-135 | 930-466 | |
| | GALVANISED | 1600KG | 45mm | 930-135G | 930-466G | |



Multi Leaf Slipper Painted



Multi Leaf Slipper Galvanised

| MULTI-LEAF TANDEM SLIPPER | TYPE | FINISH | CAPACITY PER SET | LEAF SIZE | PART NUMBER COMPLETE KIT | PART NUMBER SINGLE SPRING ONLY |
|---------------------------|------------|--------|------------------|-----------|--------------------------|--------------------------------|
| 3 LEAF | PAINTED | 1200KG | 45mm | 930-150 | N/A | |
| | GALVANISED | 1200KG | 45mm | 930-150G | N/A | |
| 4 LEAF | PAINTED | 1560KG | 45mm | 930-155 | N/A | |
| | GALVANISED | 1560KG | 45mm | 930-155G | N/A | |
| 5 LEAF | PAINTED | 1840KG | 45mm | 930-160 | N/A | |
| | GALVANISED | 1840KG | 45mm | 930-160G | N/A | |
| 6 LEAF | PAINTED | 2000KG | 45mm | 930-165 | N/A | |
| | GALVANISED | 2000KG | 45mm | 930-165G | N/A | |
| 7 LEAF | PAINTED | 2280KG | 45mm | 930-170 | N/A | |
| | GALVANISED | 2280KG | 45mm | 930-170G | N/A | |
| 9 LEAF | PAINTED | 3200KG | 45mm | 930-180 | N/A | |
| | GALVANISED | 3200KG | 45mm | 930-180G | N/A | |

SPRINGS - TANDEM MULTI-LEAF (EYE TO EYE SHACKLE) - TRIPLE MULTI-LEAF (EYE TO EYE SHACKLE) TANDEM MULTI-LEAF (ROLLER ROCKER)

| STYLES | TYPE | FINISH | CAPACITY PER SET | LEAF SIZE | PART NUMBER COMPLETE KIT | PART NUMBER SINGLE SPRING ONLY |
|--|------------|---------|------------------|--------------|--------------------------|--------------------------------|
| TANDEM MULTI-LEAF (EYE TO EYE SHACKLE) | 5 LEAF * | PAINTED | 1500KG | 45mm x 6mm | 930-380-14 | N/A |
| | 5 LEAF ** | PAINTED | 1500KG | 45mm x 6mm | 930-380-16 | N/A |
| | 7 LEAF * | PAINTED | 2000KG | 45mm x 6mm | 930-385-14 | N/A |
| | 7 LEAF ** | PAINTED | 2000KG | 45mm x 6mm | 930-385-16 | N/A |
| | 9 LEAF * | PAINTED | 2500KG | 45mm x 6.5mm | 930-389-14 | N/A |
| | 9 LEAF ** | PAINTED | 2500KG | 45mm x 6.5mm | 930-389-16 | N/A |
| | 11 LEAF * | PAINTED | 3000KG | 45mm x 6.5mm | 930-391-14 | N/A |
| | 11 LEAF ** | PAINTED | 3000KG | 45mm x 6.5mm | 930-391-16 | N/A |
| | 8 LEAF ** | PAINTED | 4000KG | 60mm x 6.5mm | 930-401-16 | N/A |
| | 9 LEAF ** | PAINTED | 5000KG | 65mm x 8mm | 930-409-16 | N/A |

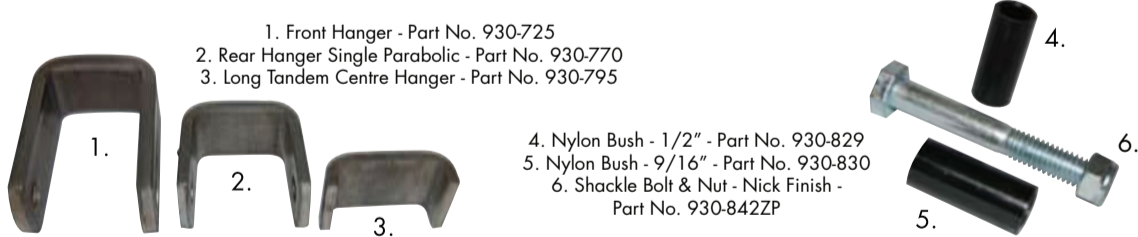
| | | | | | | |
|-----------------------------------|-------------|---------|--------|------------|--------------|-----|
| TANDEM MULTI-LEAF (ROLLER ROCKER) | 5 LEAF * ** | PAINTED | 2500KG | 60mm x 7mm | 930-380-16RR | N/A |
| | 7 LEAF * ** | PAINTED | 3500KG | 60mm x 7mm | 930-385-16RR | N/A |
| | 9 LEAF * ** | PAINTED | 4500KG | 60mm x 7mm | 930-389-16RR | N/A |

* SUIT 14" WHEELS ** SUIT 16" WHEELS

| | | | | | | |
|--|----------|---------|--------|------------|---------|-----|
| TRIPLE MULTI-LEAF (EYE TO EYE SHACKLE) | 5 LEAF * | PAINTED | 3000KG | 60mm x 6mm | 930-423 | N/A |
| | 7 LEAF * | PAINTED | 4000KG | 60mm x 6mm | 930-425 | N/A |

SPRING FITTINGS


| DISCRIPTION | FINISH | PART NUMBER |
|--|--------|-------------|
| EYE AND SLIPPER SPRING FITTINGS 45mm WIDE | | |
| FRONT HANGER SUIT 1/2" BOLT NYLON BUSH | BLACK | 930-752 |
| REAR HANGER SUIT 45mm MULT-LEAF SPRING | BLACK | 930-780 |
| REAR HANGER SUIT SINGLE PARABOLIC LEAF SPRING | BLACK | 930-770 |
| LONG TANDEM CENTRE SLIPPER HANGER SUIT 1/2" BOLT | BLACK | 930-795 |
| NYLON BUSH SUIT 3/4" EYE SPRING - 1/2" BOLT | N/A | 930-829 |
| NYLON BUSH SUIT 3/4" EYE SPRING - 9/16" BOLT | N/A | 930-830 |
| SHACKLE BOLT & NUT SUIT NYLON BUSH 3" x 1/2" | BLACK | 930-842BN |
| SHACKLE BOLT & NUT SUIT NYLON BUSH 3" x 1/2" | ZINC | 930-842ZP |
| SHACKLE BOLT & NUT SUIT NYLON BUSH 3.25" x 9/16" | BLACK | 930-850 |




1. Front Hanger - Part No. 930-725
2. Rear Hanger Single Parabolic - Part No. 930-770
3. Long Tandem Centre Hanger - Part No. 930-795

4. Nylon Bush - 1/2" - Part No. 930-829
5. Nylon Bush - 9/16" - Part No. 930-830
6. Shackle Bolt & Nut - Nick Finish - Part No. 930-842ZP


| EYE AND SLIPPER SPRING FITTINGS 45mm WIDE | | |
|---|-------|-----------|
| U BOLT 1/2" Inc. NUTS & SPRING WASHERS | BLACK | 930-550 |
| U BOLT 1/2" Inc. NUTS & SPRING WASHERS | ZINC | 930-550ZP |
| U BOLT 5/8" Inc. NUTS & SPRING WASHERS | BLACK | 930-590 |
| FISH PLATE SUIT 1/2" U BOLT | BLACK | 930-515 |
| FISH PLATE SUIT 1/2" U BOLT | ZINC | 930-515ZP |
| FISH PLATE SUIT 5/8" U BOLT | BLACK | 930-510 |
| AXLE PADS | BLACK | 930-530 |
| AXLE PADS | ZINC | 930-530ZP |
| 1/2" NUTS (EACH) | BLACK | 930-870 |
| 1/2" NUTS (EACH) | ZINC | 930-870ZP |
| 1/2" SPRING WASHERS (EACH) | ZINC | 930-873 |



1. U Bolt 40Sq Zinc Finish
2. U Bolt 40Sq Black Finish
3. U Bolt 45Sq Zinc Finish
4. U Bolt 39Rd Zinc Finish
5. U Bolt 39Rd Black Finish



Fish Plate - Zinc and Black Finish



Axle Pad - Black and Zinc Finish